

AVANT[®] 645i

AVANT[®] 650i

New super compact loaders with high output


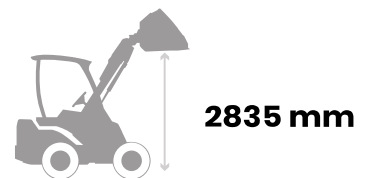

- ✓ Most compact over 26 hp Stage V / Tier 4 final loader in the market
- ✓ High-flow auxiliary hydraulics, max. 75 l/min with 2 pumps - can run practically any Avant attachment
- ✓ Low own weight: easy to transport, very gentle on the turf
- ✓ State-of-the-art GT cab provides extreme comfort and is superior in its class, available also with air condition

645i/650i compared to 635/640

- ✓ Rear frame is 40 mm longer and completely redesigned
- ✓ New design on the cover panels
- ✓ Large 40 l fuel tank
- ✓ More handling and auxiliary hydraulic power
- ✓ New bigger tire option 320/55-15 available
- ✓ ROPS/FOPS (open cab) as standard, L cab and GT cab available as an option
- ✓ Multi-function display

Standard specification

- ✓ Telescopic boom with self levelling, boom floating, joystick 8 functions
- ✓ **OPTIDRIVE[®]** drive system - more power to drive and to attachment hydraulics
- ✓ Strong piston type Poclain drive motors
- ✓ Multi connector system for hydraulic attachments
- ✓ Fast ground speed, max 24 km/h (650i with 2-speed drive motors)
- ✓ Hydrostatic 4WD, drive release valve, hydraulic parking brake
- ✓ Turbocharged Kubota V1505CRT common rail diesel engine complies with the European Stage V / US Tier 4 final emission regulations, equipped with diesel oxidation catalyst (DOC) and diesel particulate filter (DPF) integrated in the same housing
- ✓ Certified ROPS safety frame + FOPS canopy
- ✓ 2 front LED work lights (1000 lumen)
- ✓ LED work light kit, on ROPS frame: 2 front, 1 rear (700 lumen)
- ✓ Standard tyres 26x12-12 Traction or Grass profile
- ✓ Full suspension heated seat with seat belt & hand rests
- ✓ Integrated back weight 170kg
- ✓ Multi function display instead of separate gauges, with information on engine revs, working hours, fuel consumption (l/h), auxiliary hydraulics oil flow, temperatures etc.



Specifications

AVANT[®]
645i

AVANT[®]
650i

STAGE V[®]
Engine



Height with cab

Wheel size	26x12.00-12 320/60-12*	320-55/15
Cab GT	2070 mm	2100 mm

*) With 23" wheels machine is 15 mm lower

Machine width

Wheel size	Profile	Width
27 x 8.50 - 15*	TR	1030 mm
23 x 8.50 - 12	TR or grass	1080 mm
23 x 10.50 - 12	TR or grass	1130 mm
26 x 12.00 - 12	TR or grass	1290 mm
320/60-12 HD	TR	1290 mm
320/55-15	TR or grass	1305 mm
26,5 x 14.00 - 12**	grass	1420 mm

*) Bigger wheels will increase total machine height by 13 mm

***) Requires 40 mm spacers on the wheel hubs

Model	AVANT 645i	AVANT 650i
Length	2610 mm	2610 mm
Width (standard wheels)	1290 mm	1290 mm
Height	2060 mm	2060 mm
Weight	1620 kg	1630 kg
Standard wheels	26x12.00-12"Grass / TR	26x12.00-12"Grass / TR
Transmission, drive	hydrostatic Avant Optidrive [®]	hydrostatic Avant Optidrive [®]
Pulling force max.	1400 kp	1400 kp
Drive speed	0 - 12 km/h	0 - 23 km/h
Auxiliary hydraulics oil flow / pressure	75 l/min 200 bar	75 l/min 200 bar
Turning radius inside/outside	940 / 2250 mm	940 / 2250 mm
Max. lifting height	2835 mm	2835 mm
Tipping load	1190 kg	1190 kg
Max. breakout force / 50 cm	1250 kg	1250 kg
Engine make and type	Kubota V1505-CR-TE5 Stage V, 4-cyl.	Kubota V1505-CR-TE5 Stage V, 4-cyl.
Engine output (ECE R120)	33 kW (44 hp)	33 kW (44 hp)
Maximum torque	118 Nm @ 2000 rpm	118 Nm @ 2000 rpm
Fuel	Diesel	Diesel
Product no:	M645	M650